


# FOLDERS 1800S



The 1800S automatic air-feed paper folder by MBM features an ultrasonic double feed sensor, detecting double feeds on any sheet type. With adjustable air suction feed, memory for custom folds, and a user-friendly control panel, it ensures precise, smooth folding for various paper stocks.



- A** **MEMORY KEYS** The touch panel sets up 18 custom folds for standard paper sizes, and 3 custom folds for non-standard paper sizes at the touch of a button.
- B** **VARIABLE SUCTION** The air pressure select knob allows adjustment of air suction for different weights of paper.
- C** **PAPER FEED / SEPARATOR PRESSURE ADJUSTMENT** Paper feed pressure adjustment helps the machine to feed wider range of stocks, and the separator pressure adjustment prevents double feeds.



960 Brook Road, Unit 3  
Conshohocken, PA 19428  
(215) 425-0300

# FOLDERS

## 1800S


- Automatic air feed folder perfectly suited for digital work
- 18 custom folds for standard paper sizes, and 3 custom folds for non-standard paper sizes can be stored into memory
- Ultrasonic double-feed sensor can detect double feeds
- Removable folding roller for easy maintenance, adjustable folding roller pressure, and a spring-loaded feed angle adjustment dial
- Top cover opens and closes in two easy steps
- Air adjustment knob easily assessable without disruption when the top cover is open
- Silver top metal sheet for a smoother paper run and better electric conductivity
- Top feed, adjustable air suction feed system, suitable for digitally printed and coated stocks
- The control touch panel includes 4 digit counter with batch and total functions



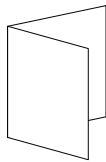
Optional micro-perforator and scorer:



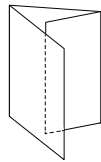
These heads hold rotary tools and can be mounted on the optional perforation/scoring unit.



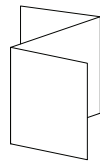
Optional blades for perforation head



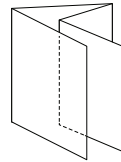
Single



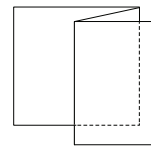
Letter



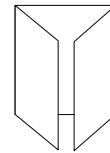
Zigzag



Double parallel



Fold-out



Gate

### Specifications:

Speed (sheets per hour)	18,000*	Electrical requirements	120 V, 60 Hz
Paper size	4.5" x 8.25" to 13" x 19"	Dimensions (D x W X H)	24" x 49" x 23"
Paper weight	16 to 80 lbs / 218 gsm*	Shipping weight	189 lbs
Sheet capacity	800		

\* May vary due to variations in paper and power supply

\*\* Speed based on half-fold application and 20 lb bond paper stock



960 Brook Road, Unit 3  
 Conshohocken, PA 19428  
 (215) 425-0300