

Three-knife Trimmer HT-80

Horizon

HT-80



Photo: HT-80+HC-08



Established 1902

The HT-80 automated three knife trimmer can be used off-line or in-line for fast, efficient book production.

Automated Set Up

Most sections can be set up automatically by inputting the untrimmed size and finished size into the intuitive color touch screen for quick and accurate change over.

Servo Motor Driven

Servo motors are employed for accurate positioning of the book block. Also, through the touch panel screen, the pressure of the press is adjusted automatically so that no mark remains on the trimmed book. Oil less control for environmental friendly operation.

High Quality Finish

Rigid construction and heavy-duty mechanisms ensure consistent, accurate quality.

Book of one Production

Books of the same size but different thickness can be trimmed at the same time, for true book of one production.

- To handle this production you can choose either one of operation;
1. input maximum book block thickness and the system will trim within the inputted thickness range continuously.
 2. the optional TD-80 will measure the thickness of each book before trimming and the press plate waiting position will automatically set for faster production.

In-line Production

System can be placed in-line with Horizon perfect binders BQ-470, SB-07 or SB-09S for efficient book production.

Bindery Control System


The HT-80 can be networked with the Horizon pXnet Bindery Control System which can plan jobs, collect production data across the bindery, and even interface with an existing workflow for automated JDF set-up.

1 Touch screen for easy operation



Most trimmer sections can be set up automatically by inputting the untrimmed size and finished size into the intuitive color touch screen. Up to 200 job setups can be memorized for repetitive or special jobs.

2 Jogging section




Thanks to Servo motor drive, jogging frequency and stroke can be adjusted for highly accurate positioning and a consistent trimming result.

3 Clamping section


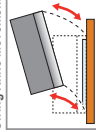


Servo motor driven pressing mechanism ensures strong pressure (maximum 10KN pressure) to achieve accurate trimming result. Pressure can be adjusted automatically to avoid marking the book.

4 Trimming section



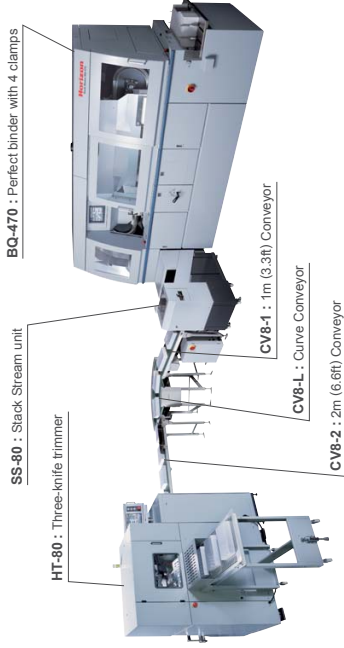
Swing knife movement ensures sharp and accurate trims for a clean finished book. Trimming dust removal is ensured with unique guide movement design. Various sizes of press and cutting plates are available option to handle a wide range of book sizes.



HT-80+HR-80

In-line book production with intelligent automation

The HT-80 automated three-knife trimmer can be connected with the automated BQ-470 perfect binder for in-line book production efficiency.



Stack Stream unit SS-80 Option

The SS-80 stacks bound books for delivery to the cooling conveyor. SS-80 settings are shown on the touch screen of HT-80 for easy operation.

*Delivery conveyor for BQ-470 need to be modified to configure in-line system depending on machine serial number.



Bookblock Thickness Detector TD-80 Option

Before trimming, the thickness of each book is measured. According to the measured thickness, the press plate waiting position changes automatically for production efficiency.



Cooling Conveyor Option

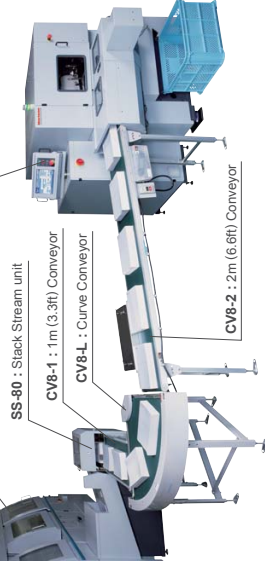
Bound books are transported from the binder to the trimmer by use of the conveyor which is equipped with intermittent conveyor control system. This conveyor ensures sufficient cool time even in a small foot print. Various layout can be arranged depending on space requirements.

*In-line production requires at least 2m long conveyor for cooling.
*For PUR binding, 6m(19.8ft) or longer conveyor is recommended.





HT-80: Three-knife trimmer

BQ-470: Perfect binder with 4 clamps



HT-80 Major Specifications





Untrimmed Book Size		Max. 330 x 330 mm (13" x 13") Max. 350 x 330 mm (13.78" x 13") (When Using the Optional C-80L.) Min. 145 x 105 mm (5.71" x 4.135") *Option parts are needed.
Trimmed Book Size		Max. 300 x 300 mm (11.81" x 11.81") Max. 340 x 300 mm (13.385" x 11.81") (When Using the Optional C-80L.) Min. 139 x 99 mm (5.475" x 3.9") *Option parts are needed.
Standard Size Trimmed by Standard Accessory		A5 / A4 (8.5" x 5.5" / 11" x 8.5")
Trimming Width		Top-bottom Max. 30 mm (1.18") Fore-edge Max. 30 mm (1.18")
Trim Thickness		1 to 51 mm (0.04" to 2")
Clamp and Pressure		Servo Motor 4 kN to 8 kN (10 kN depending on Condition)
Production Speed		400 to 1,000 cycles/hour
Voltage / Frequency		3-Phase 200 to 220 V, 50 / 60 Hz 3-Phase 380, 400, 415 V 50 Hz (Step down to 200 V by Transformer)
Machine Dimensions		1,610(W) x 2,610(D) x 1,515(H) mm (63.4" x 102.8" x 59.7")

Compressor Major Specifications (To be arranged locally)

Type	Connected to off-line, SS-80, TD-80.	Connected to SS-110.
Power Consumption	1.5 kW	2.2 kW
Pressure	0.85 Mpa	0.85 Mpa
Discharge	160 Liters/min.	260 Liters/min.

*Use the compressor with this specifications.

Accessories

Cutting plate	Model	Trimming size
	CP8-FS	Top-bottom : 218 to 139 mm (8.58" to 5.475") Fore-edge : 300 to 99 mm (11.81" to 3.9")
	CP8-FM	Top-bottom : 300 to 218.1 mm (11.81" to 8.585") Fore-edge : 300 to 99 mm (11.81" to 3.9")
Clamper plate	Model	Trimming size
	PP8-A5 (Inch PP8-55X85)	A5 (5.5" x 8.5")
	PP8-A4 (Inch PP8-85X11)	A4 (8.5" x 11")

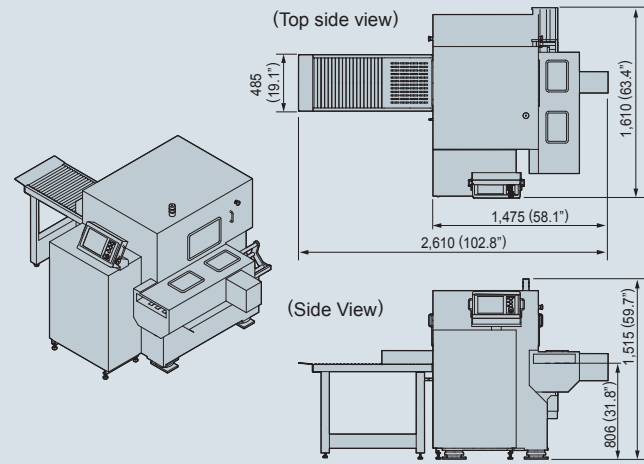
*Besides those shown above, other cutting/clamper plate sizes are available.

Option

Stack/Conveyor section	Stack Stream unit (connected to BQ-470)	SS-80
	Stack Stream unit (connected to SB-07, SB-09S)	SS-110
	1 m (3.3ft) Conveyor	CV8-1
	2 m (6.6ft) Conveyor	CV8-2
	3 m (9.9ft) Conveyor	CV8-3
	Curve Conveyor	CV8-L
Three-knife trimmer section	Cooling Conveyor (connected to SS-110)	-
	Cooling Conveyor guide	HCG-80
	Stepstool	KB-80
	1m (3.3ft) Conveyor for manual feed (stand alone)	HC-80
	Roller Conveyor for manual feed (stand alone)	HR-80
	Wide Pusher	WP-80
	Bookblock Thickness Detector	TD-80
	Silicon Spray unit	SSP-80
	Chip Extractor unit	TB-100
	Fore-edge cutter (L)	C-80L
Clamper plate / Cutting plate	each size	

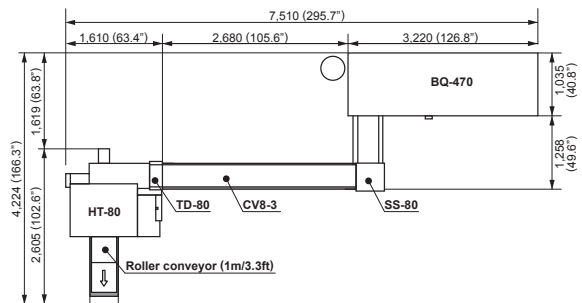
*The machine design and specifications are subject to change without any notice.

Machine Dimensions [Unit : mm (inch)]

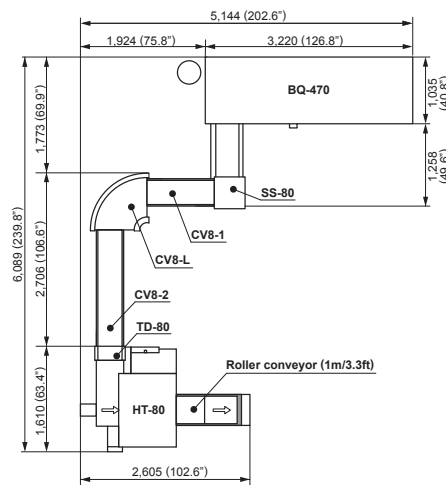


BQ-470 + HT-80 in-line configurations [Unit : mm (inch)]

Layout 1 : Straight Configuration (3m/9.9ft)



Layout 2 : L-shape configuration (3.7m/12.2ft)



Perfect binders which can be connected to HT-80

■ SB-07

■ SB-09S

*Available by Special Order.



Established 1902

www.northernmachine.com
215-425-0300