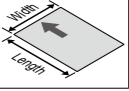











SmartSlitter Specifications	
Installation Type	Floor Model
Sheet Feeding System	Air Suction Feed Belt
Sheet Size	 <p>Width x Length Max. 370 × 670 mm / 14.33" x 26.37" Min. 210 × 210 mm / 8.27" x 8.27"</p>
Sheet Weight Range	<p>Normal Paper : 81.4 to 350 gsm / 20 lb. bond to 17 pt. cover Coated Paper : 70 lb. text to 17 pt. cover [Rotary Perforate / PRF-36] Normal Paper : 81.4 to 209 gsm / 20 lb. bond to 10 pt. cover Coated Paper : 128 to 256 gsm / 80 lb. text to 11 pt. cover</p>
Feeder Pile Height	Feeder Pile Height : 150 mm / 5.9"
Impact Creasing Mechanism	One set of positive and negative
Number of Impact Creasing Lines	20 creasing lines
Production Speed	<p>55 sheets per minute (A4 / 8.5" x 11" short-edge feeding, two cuts, one creasing line) 48 sheets per minute (JIS B3 / 14.33" x 20.27" short-edge feeding, two cuts, one creasing line)</p>
Voltage/Frequency	<p>Single Phase 200 to 240 V, 50 / 60 Hz Without CE : Single Phase 200 to 240 V, 50 / 60 Hz For UL : Single Phase 208 to 220 V, 50 / 60 Hz</p>
Machine Dimensions	<p>W 3,100 x D 765 x H 1,470 mm / W 120" x D 30.1" x H 57.9" (when the tray is used) W 2,495 x D 765 x H 1,470 mm / W 98.2" x D 30.1" x H 57.9" (when the tray is folded) W 3,495 x D 765 x H 1,470 mm / W 137.6" x D 30.1" x H 57.9" (when the optional SMSL-CV is used)</p>
Machine Weight	<p>SMSL-100 : 546kg / 1202.7 lbs. SMSL-CR : 14kg / 30.9 lbs. SMSL-PR : 17kg / 37.5 lbs. SMSL-CV : 27kg / 59.5 lbs. SMSL-ST : 10kg / 22.1 lbs.</p>

Options

Rotary perforation Cassette SMSL-PR	Perforation is performed in the direction of paper feeding. Two rotary perforation units are equipped. Skip perforation can be performed.	
Rotary creasing Cassette SMSL-CR	Creasing is performed in the direction of paper feeding. Two rotary creasing units are equipped.	
Impact Perforation Unit PRF-36	Perforation lines can be made in the width direction by replacing the first creasing unit with the optional PRF-36.	
Impact Creasing Unit	Different widths of creasing lines are available using this unit: Standard width is 0.8 mm / 0.031" - 0.5 mm / 0.020" (thin) - 1.3 mm / 0.512" (thick) - 2.0 mm / 0.079" (thick)	
Camera Device SMSL-CA	This camera reads the print registration mark or barcode to adjust the cutting, perforating and creasing position according to image position. This camera is also used to read the barcode for automatic job set-up.	
Conveyor SMSL-CV	Motor driven conveyor. The finished product can be delivered on the motor driven conveyor. Batch and pausing can be performed by the pre-set number set at the touch screen.	
Stacker SMSL-ST	Stacker delivery device. Suitable to receive small products such as business cards or greeting cards. Stacker tray height descends automatically. It can stack up to 90mm (3.54") height.	

# SmartSlitter

Sheet Cutter and Creaser

## Crease, Perforate, and Cut in One Pass



\*The machine design and specifications are subject to change without any notice.

Distributed by

**HORIZON INTERNATIONAL, INC.**

510 Kuze Ooyabu-cho, Minami-ku, Kyoto, 601-8206, Japan Phone : +81-(0)75-934-6700, Fax : +81-(0)75-934-6708, www.horizon.co.jp

# Sheet cutting, creasing, and perforating in one pass.

## A quality finishing process for digitally printed sheets.

### Creasing, Perforating, and Sheet Cutting in One Pass

The creasing, perforating and sheet cutting can be performed for various applications such as business cards, shop cards, invitation cards, greeting cards, laminated sheets, and covers for perfect binding.

### Skip Perforation

The SMSL-PR optional perforation cassette enables skip perforation for various applications such as coupons, tickets and checks..

### User Friendly Operation

New high resolution color touch screen display for easy and intuitive operation.

### JDF Workflow

System can be enhanced with JDF workflow from upstream to postpress using the Horizon pXnet Bindery Control System




### 1 Operation Console

Changeovers including sheet size, imposition, cutting position and processing type (creasing or perforating) can be done easily at the newly equipped high resolution touchscreen. Up to 200 jobs can be stored in memory for easy recall.



### 2 Feed Section

Uniquely designed suction belt feeding system enables stable feeding performance even with heavier sheets. An ultrasonic sensor ensures miss or double detection regardless of the print image or thickness of sheets.



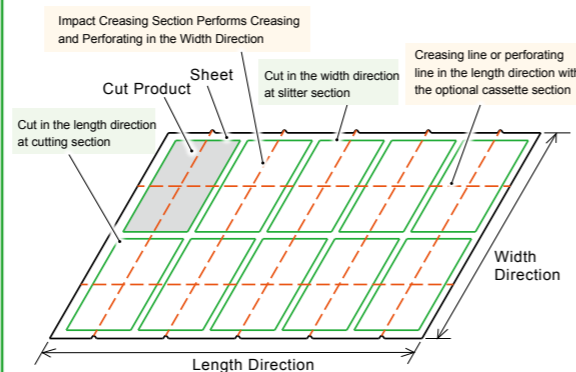
### 3 Transport Section



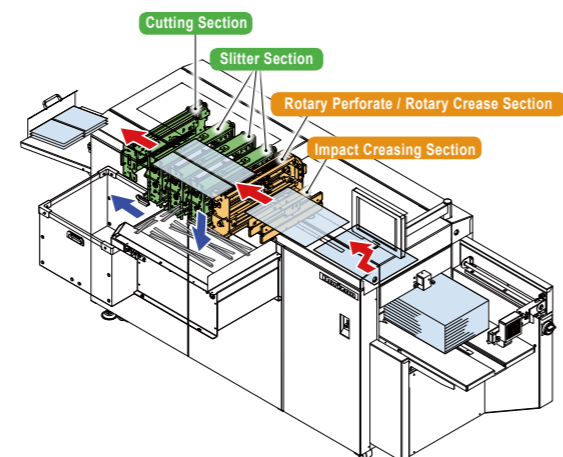
▪ SMSL-CA Optional Camera Device

The sheets will be aligned via the vacuum registration system during transport. The optional camera device detects the print registration by reading the barcode or mark printed on the sheet. The position of the slitter, creaser, and cutting position are adjusted according to image shift.

### Features of the SmartSlitter



--- Creasing and Perforating Position  
 --- Cutting Position



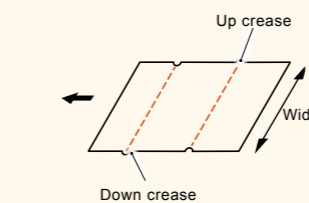
The SmartSlitter performs various finishing styles in a single pass including cutting, creasing and perforating.

#### Impact Creasing Section

The creasing lines and perforating lines are made in the width direction.

Up and down creasing can be selected from the touch screen, depending on fold direction.

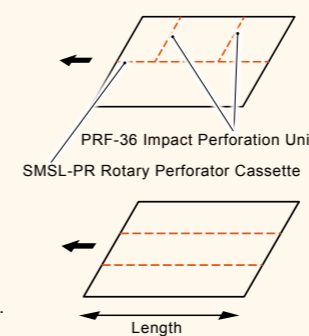
Perforation can be performed by using the APRF-36 perforation tool. Partial perforation can be also performed by cutting the perforation blade by the desired length.



#### Rotary Perforate / Rotary Crease Section

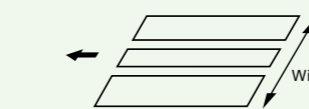
Creasing lines or perforating lines can be made in the length direction.

Either SMSL-PR rotary perforator cassette or SMSL-CR rotary creasing cassette can be used according to desired finish style. Skip perforation is available with SMSL-PR perforation cassette.



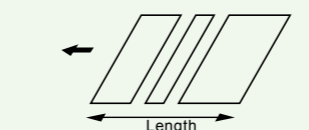
#### Slitter Section

The slitter blades cut each sheet into three parts at maximum in the width direction. (single cut or gutter cut for image bleed)



#### Cutting Section

The cutting knives cut each sheet in the length direction. (single cut or gutter for image bleed)




### 4 Impact Creasing Section

Up to 20 creasing lines can be made with the standard equipped creasing unit. The positive and negative creasing lines can be made in one pass. The creasing depth can be adjusted according to the sheet thickness. The creasing interval can be adjusted by 0.1 mm / 0.004".



### 5 Rotary Perforation / Rotary Creasing Section

Select the SMSL-PR rotary perforation cassette or the SMSL-CR rotary creasing cassette according to the applications. Cassette removal designed for easy maintenance.



▪ SMSL-PR Rotary Perforator Cassette

### 6 Slitter Section

Six rotary slitters accommodate bleed trim or gutter-cuts for 3-up output. These cassettes are easy to maintain.



### 7 Cutting Section

The cutting knives cut each sheet across the feed direction. Single cut or bleed/gutter cut is possible.

### 8 Stack Tray

Processed sheets are delivered on the tray.

#### SMSL-ST Optional Stacker

Suitable to receive small products such as business cards or greeting cards. Stacker tray height descends automatically. It can stack up to 90mm / 3.54" height.



#### SMSL-CV Optional Conveyor

The finished product can be delivered on the motor driven conveyor. Batch and pausing can be performed by the pre-set number programmed at the touch screen.

