

OnSite Shred at the Source!



LED Control Panel: Load indicator maximizes efficiency and reduces jams



Continuous Duty Motor: Heavy duty steel gears for high performance



Conveyor-Fed Shredding: shreds entire files, stacks of forms, cardboard, and CDs



Front Waste Bin Access: Allows shredder to be placed against a wall to maximize space

FD 8806CC INDUSTRIAL CONVEYOR SHREDDER



- High capacity conveyor fed
- LED Control Panel
- Shreds entire files, stacks of forms, cardboard, CDs
- Front waste bin access
- Automatic internal blade oiling system

FORMAX[®]

www.formax.com




960 Brook Road, Unit 3
Conshohocken, PA 19428
(215) 425-0300

Commercial-grade power for large volume shredding ...


The **FD 8806CC** is a **high-capacity conveyor-fed shredder** designed to shred entire files, stacks of computer forms, tapes, cardboard, CDs and magnetic discs. Standard features include an **LED control panel with load indicator, continuous-duty motor, all-metal gearing, and heat-treated solid steel cutting blades** with the power to shred up to **90 sheets in one pass**. With **front waste bin access**, it can be placed against a wall to maximize space, and the **rugged molded plastic waste bin on casters** is designed for easy emptying. The **EvenFlow™ Automatic Oiling System** lubricates the all-steel cutting blades, helping to keep the FD 8806CC in peak operating condition.




User-Friendly Control Panel
Auto and Manual mode, Bin Full Indicator, Load Indicator



Commercial Grade
Heat-treated steel cutting blades, all metal gears, and an AC geared motor



Designed for Safety
Large stop bar, safety key lock, door open sensor, overload protection



Internal Blade Oiling System
EvenFlow™ Automatic Oiling System lubricates blades for peak performance



Front Access Waste Bin
Shredder can be placed against a wall to maximize space

OPERATING FEATURES

- Belt-feed industrial shredding system
- LED control panel with load indicator
- Front waste bin access
- Rugged plastic waste bin on casters
- Heat-treated solid-steel blades
- Auto start/stop and manual mode
- EvenFlow™ automatic oiling system
- Continuous-duty motor
- Door safety sensor
- Auto reverse and cleaning
- Large safety bar and safety key lock
- Thermal overload protection
- Safety circuit breakers

SUPPLIES

Cutting Head Lubricating Oil:
#8000-20, four 1-gallon bottles

Shredder Bags:
#8000-80, case of 100

WARRANTY

Cutting head: Lifetime limited warranty
All other parts: 1 year warranty

OPTIONS

Additional Waste Bin on Casters

SPECIFICATIONS

Cutting Style	Cross Cut
Shred Size	1/4" x 1 5/7" (6 x 44mm)
Sheet Capacity	Up to 90* (70gsm)
Speed	Up to 43 fpm (13 m)
Feed Opening	16" (41cm)
Dimensions	28.3" W x 52.3" L x 48.5" H (72 x 133 x 123cm)
Bin Capacity	36 gal (136l)
Weight	1008 lbs (457kg)
Security Level	P-3
Power Supply	3-Phase, 220V, 50/60 Hz NEMA L15-20P plug included NEMA L15-20R receptacle required

* Sheet capacity varies depending on paper and power supply